



## Top Residential Seats

### Standard



- Plastic
- Bulk Packs
- Residential
- Multi-Family

1200

1600



### Centocore™



- Centocore™ Molded Wood
- Residential
- Multi-Family

700

900



### Safety Close



- Plastic
- Slow Close
- Residential
- Multi-Family

3700SC

3800SC



## Popular Residential Add-Ons

### Luxury Safety Close



- Plastic
- Slow Close
- Residential
- Hospitality

6500SC



### Centocore™ Safety Close



- Centocore™ Molded Wood
- Slow Close
- Residential
- Multi-Family

700SC

900SC



### Safety Close Lift & Clean



- Plastic
- Slow Close
- Lift & Clean
- Residential
- Multi-Family


3700SLC

3800SLC



## Top Commercial Seats

### Standard




- Plastic
- Stainless Steel Hardware
- Public Areas

550STSCC



### Heavy Duty



- Plastic
- FAST-N-LOCK Mounting System
- Healthcare
- Education
- Public Areas

500STSCCFE



### Heavy Duty with Cover




- Plastic
- Open Front with Cover
- FAST-N-LOCK Mounting System
- Assisted Living
- Healthcare
- Education
- Public Areas

820STSFE



## Popular Commercial Add-Ons

### Antimicrobial




- Plastic
- Antimicrobial
- Hospitality
- Public Areas

AM500STSCC



### Heavy Duty Self-Sustaining



- Plastic
- Self Sustaining
- FAST-N-LOCK Mounting System
- Healthcare
- Education
- Public Areas

500STSCCSSFE



### Raised Seat



- Plastic
- 2" Raised
- Stainless Steel Hardware
- Assisted Living
- Medical Assistance

HL500STSCC

